

BNC REVERSE POLARITY  
RF COAXIAL CONNECTORS



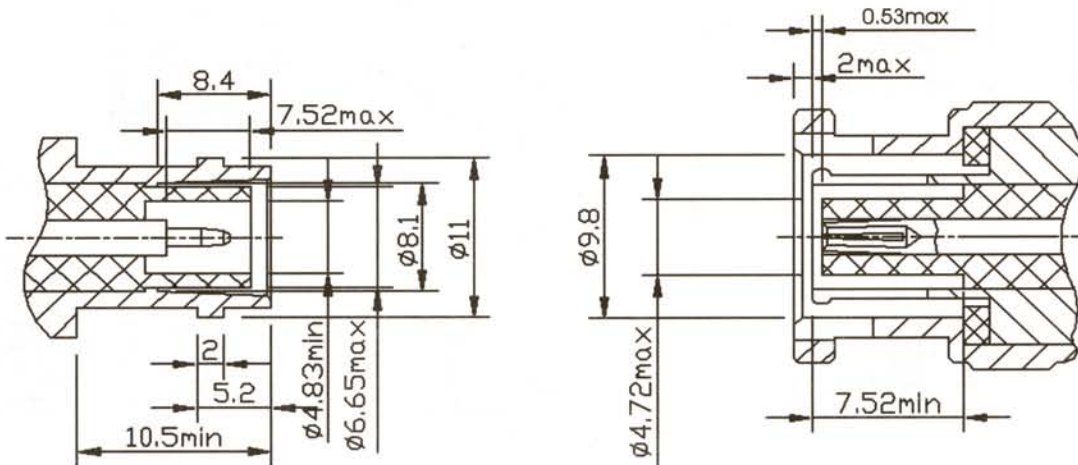
**Key performance**

- Characteristic Impedance : 50 Ω
- Frequency range : 0~4GHz
- Contact resistance :
  - Center conductor ≤2.0m Ω
  - Out conductor ≤0.2m Ω
- Insulation resistance : ≥5000M Ω
- Insulator voltage withstanding : 1500V
- VSWR : ≤1.30
- Connector durability : 500 cycles

**Applicable spec/std** : MIL-C-39012

**Material**

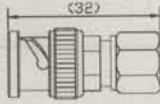
- Center contacts:
  - Male---brass, gold plated.
  - Female---phosphor bronze, gold plated
- Bodies and other metal parts:
  - brass, nickel plated
- Insulators: TFE
- Crimp ferrule: copper, nickel plated.
- Gasket and seal rings: silicone rubber
- Heat-shrink tubing: thermofit plastic.



BNC-FK3 ...



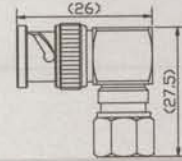
Type	Cable code
BNC-FK3	3
BNC-FK5	5



BNC-FKW3 ...



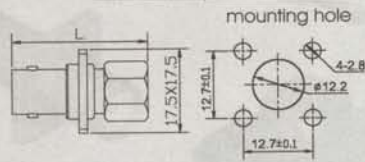
Type	Cable code
BNC-FKW3	3
BNC-FKW5	5



BNC-FJF3 ...



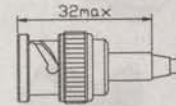
Type	Cable code
BNC-FJF3	3
BNC-FJF5	5



BNC-FJ3Y BNC-FK5Y



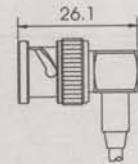
Type	Cable code
BNC-FK3Y	3
BNC-FK5Y	5



BNC-FKW3Y ...



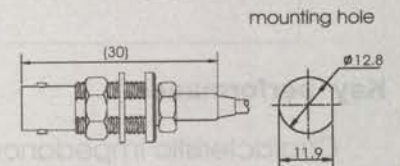
Type	Cable code
BNC-FKW3Y	3
BNC-FKW5Y	5



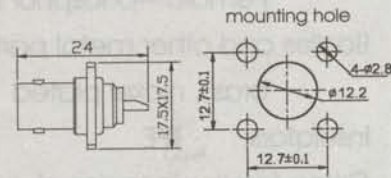
BNC-FJY3Y ...



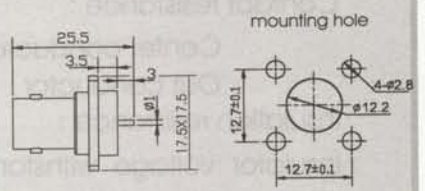
Type	Cable code
BNC-FKW3Y	3
BNC-FJW5Y	5



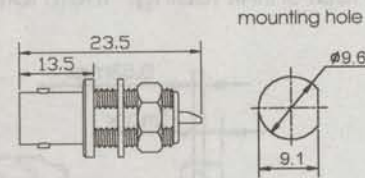
BNC-FJF



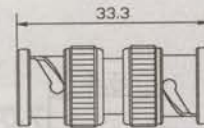
BNC-FJFD



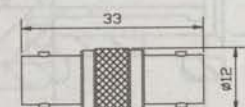
BNC-FJY



BNC-FKK



BNC-FJJ



BNC-FJFJ

