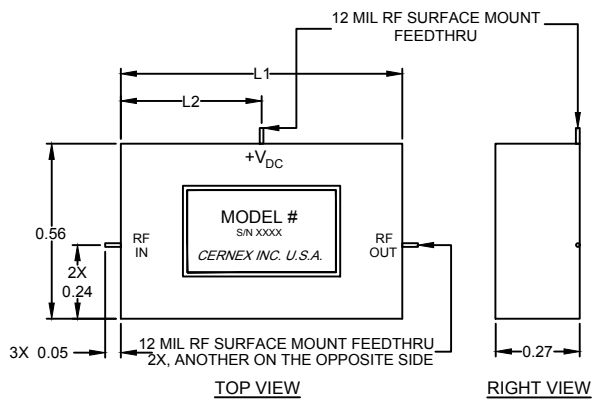
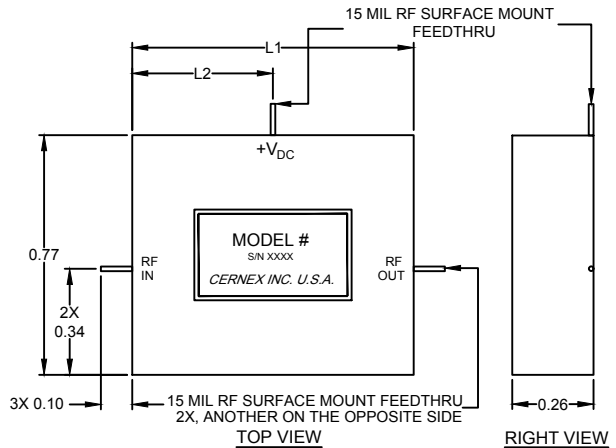


## CSMH SERIES



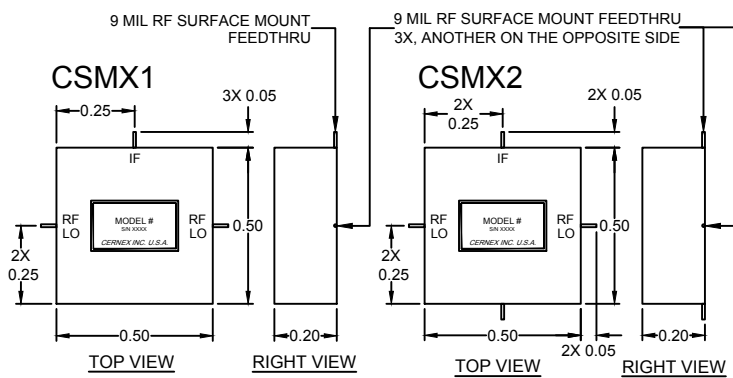
CASE TYPE	DIMENSIONS	
	L1	L2
CSMH - 2	.680	.340
CSMH - 3	.903	.451
CSMH - 4	1.126	.563
CSMH - 5	1.349	.675
CSMH - 6	1.572	.786

## CSML SERIES

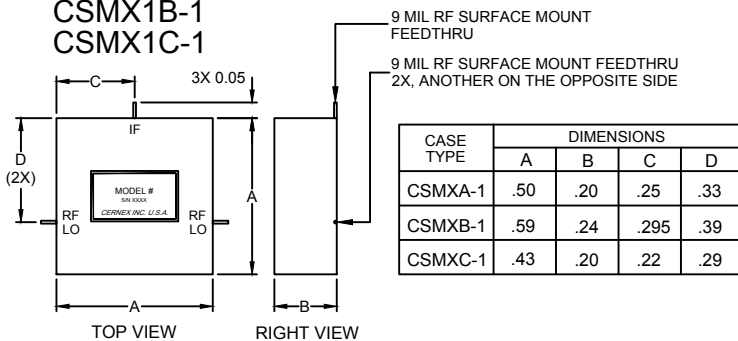


CASE TYPE	DIMENSIONS	
	L1	L2
CSML - 2	.680	.340
CSML - 3	.903	.451
CSML - 4	1.126	.563
CSML - 5	1.349	.675
CSML - 6	1.572	.786

## CSMX SERIES



CSMX1A-1  
CSMX1B-1  
CSMX1C-1



## CSI SERIES

