


SERIES TNC-75 RF COAXIAL CONNECTORS

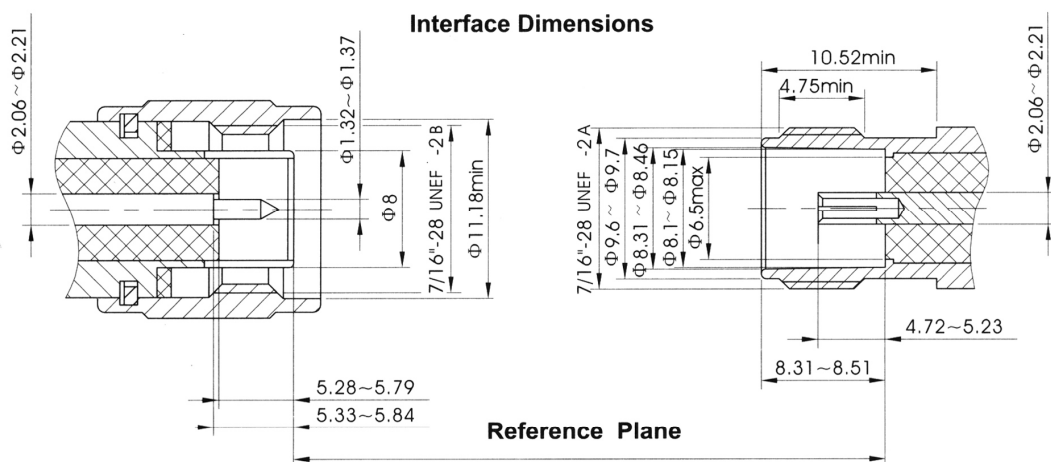


Key performance

Characteristic Impedance : 75 Ω
 Frequency range : 0~2GHz
 Contact resistance :
 Center conductor ≤2.0m Ω
 Out conductor ≤0.2m Ω
 Insulation resistance : ≥ 5000M Ω
 Insulator voltage withstanding : 1500V
 VSWR : ≤1.30
 Connector durability : 500 cycles
Applicable spec/std : MIL-C-39012

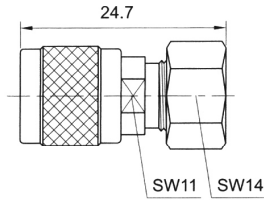
Material

Center contacts:
 Male---brass, gold plated.
 Female---phosphor bronze, gold plated
 Bodies and other metal parts:
 brass, nickel plated
 Insulators: Teflon
 Crimp ferrule: copper, nickel plated.
 Gasket and seal rings: silicone rubber
 Heat-shrink tubing: thermofit plastic.

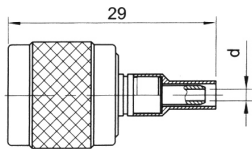


TNC-75 SERIES

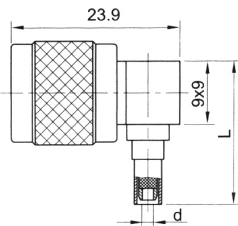
CERNEX, Inc.



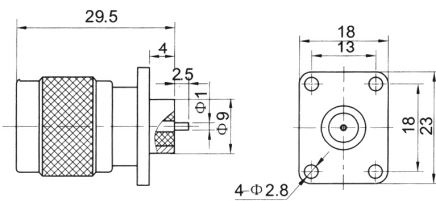

Type	part number	suitable cable	Note
TNC-75J12	5311-6501	12	



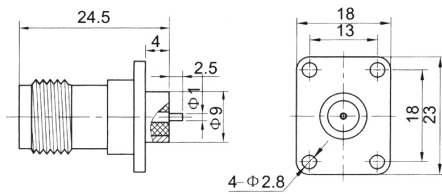

Type	part number	suitable cable	d	Note
TNC-75J3Y	5311-6502	3	Φ1.6	
TNC-75J12Y	5311-6503	12	Φ3.2	



Type	part number	suitable cable	L	d	Note
TNC-75JW3Y	5331-6500	3	20.6	Φ1.6	
TNC-75J12Y	5331-6501	12	23	Φ3.2	



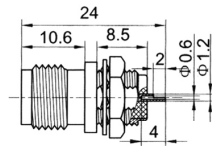
Type	part number	Note
TNC-75JFD	5311-0000	



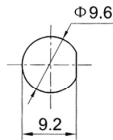
Type	part number	Note
TNC-75KFD	5321-0000	

TNC-75 SERIES

CERNEX, Inc.

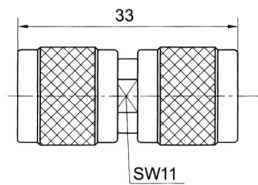


mounting hole



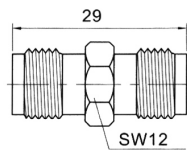
Type	part number	Note
------	-------------	------

TNC-75KY	5321-2900	
----------	-----------	--



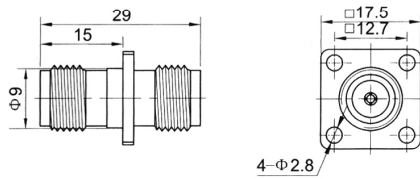

Type	part number	Note
------	-------------	------

TNC-75JJ	5301-6901	
----------	-----------	--



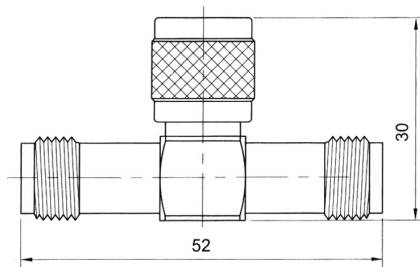

Type	part number	Note
------	-------------	------

TNC-75KK	5301-6902	
----------	-----------	--



Type	part number	Note
------	-------------	------

TNC-75KFK	5301-1900	
-----------	-----------	--



Type	part number	Note
------	-------------	------

TNC-75KJK	5301-6900	
-----------	-----------	--