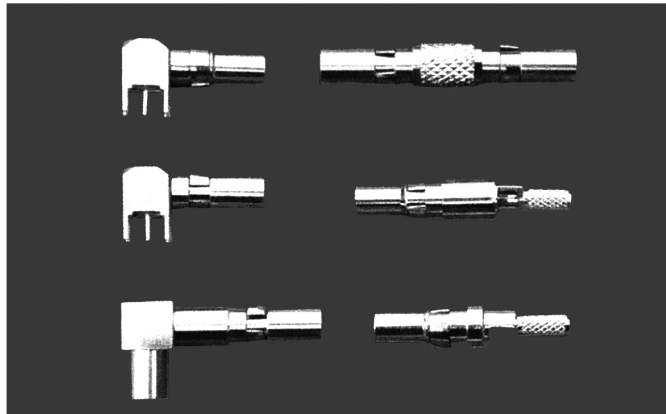


## SERIES DSB RF COAXIAL CONNECTORS



Series DSB are mainly used in series D-SUB connector mix assembled in high/low frequency and are suitable to assemble with 3~5mm flexible cable.

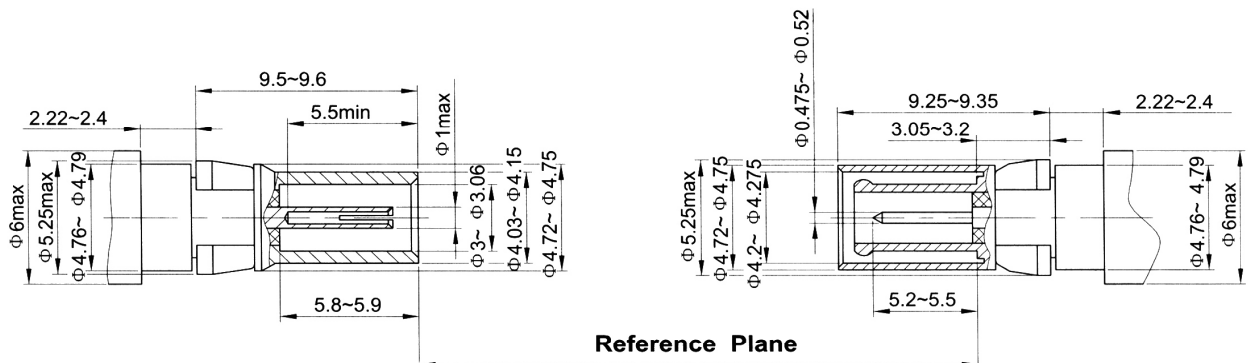
### Key performance

Characteristic Impedance : 50 Ω  
 Frequency range : 0~1GHz  
 Contact resistance :  
     Center conductor ≤ 6.0m Ω  
     Out conductor ≤ 2.0m Ω  
 Insulation resistance : ≥ 500M Ω  
 Insulator voltage withstanding : 500V  
 VSWR : ≤ 1.30  
 Connector durability : 500 cycles  
**Applicable spec/std : MIL-C-24308**

### Material

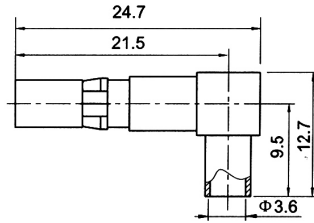
Center contacts:  
     Male---brass, gold plated.  
     Female---beryllium copper, gold plated  
 Bodies and other metal parts:  
     brass, gold plated  
 Insulators: Teflon  
 Crimp ferrule: copper, nickel plated.  
 Gasket and seal rings: silicone rubber  
 Heat-shrink tubing: thermofit plastic.

### Interface Dimensions

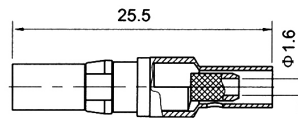


# DSB SERIES

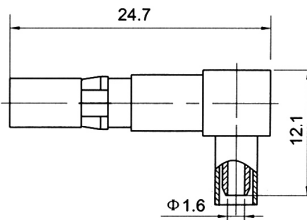

**CERNEX, Inc.**



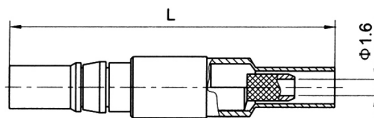

Type	part number	suitable cable	Note
DSB-JWB3	1830-6601	B3	



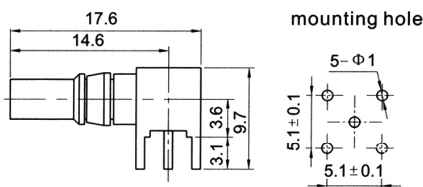

Type	part number	suitable cable	Note
DSB-J3	1810-6500	3	



Type	part number	suitable cable	Note
DSB-JW3A	1830-6500	3	



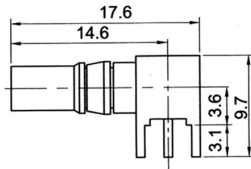
Type	part number	suitable cable	L	Note
DSB-K3Y	1820-6500	3	31.4	
DSB-K3YA	1820-6501	3	26.3	



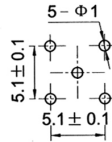
Type	part number	suitable cable	Note
DSB-JWHD	1830-5800		

# DSB SERIES

**CERNEX, Inc.**

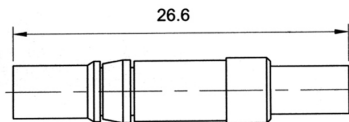



mounting hole



Type	part number	Note
------	-------------	------

DSB-KWHD	1840-5800	
----------	-----------	--



Type	part number	Note
------	-------------	------

DSB-KK	1801-6900	
--------	-----------	--